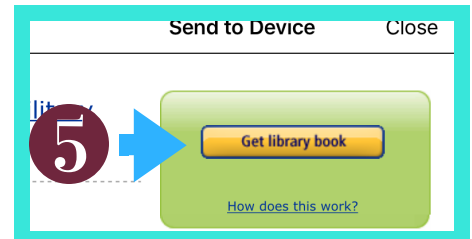
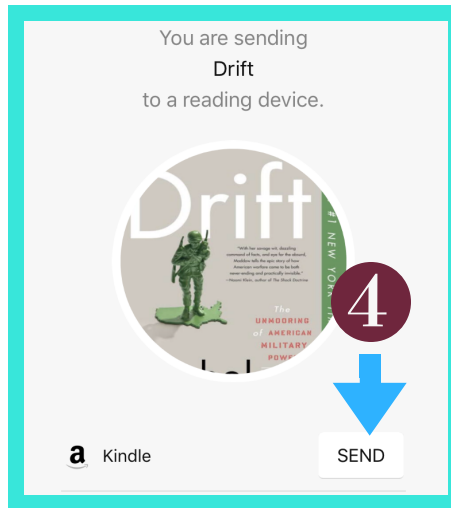
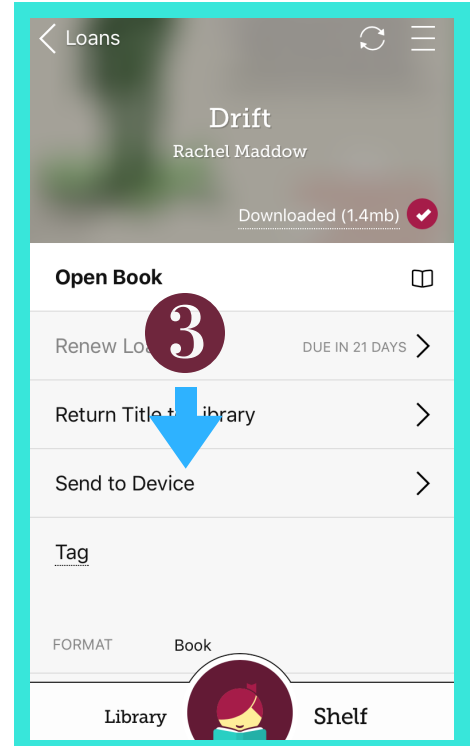




### Sending to Kindle

1. Go to your **Shelf**.
2. Tap the title jacket.
3. Tap **Send to Device**.
4. Tap **Send** next to "Amazon Kindle."
5. If you're signed into your Amazon account, verify the "Deliver to:" device and tap **Get library book**.  
If you're not signed into your Amazon account, tap **Get library book**, sign in, and choose a device to deliver the title to.
6. Tap **Close** in the top-right corner to go back to the app



### Making Kindle your preferred way to read

1. Go to Menu > Download Settings.
2. Tap **I Read on Another Device**.
3. Under "Reading Device," tap the underlined **in Libby** link.
4. Tap **on my Kindle**.

