

## FAQs:

### ***Can I borrow a Kindle ebook?***

Yes! Use Libby to send an ebook to your Kindle e-reader or Kindle App through your Amazon account. For details, see the “Kindle Books” section at [help.libbyapp.com](http://help.libbyapp.com).

### ***Do I need an internet connection?***

Only to browse the Library and to download items on your Shelf. You can read & listen to downloaded loans offline.

### ***What happens when a title expires?***

The titles will automatically return themselves, no action is needed on your part.

### ***Can I renew a book?***

Yes! If there are no holds on the title, you can renew two days before it is due. Simply tap on the cover for your details, and tap Renew Loan, then Renew!

If you are placed back on a waiting list, the app will remember your place in the book, so you can resume reading once the title is checked out again.

### ***Can I return an item early?***

Yes! Tap the cover, then Return Title to Library, and confirm by tapping Return. Returning items helps reduce wait times by getting titles to next person in line sooner.


### ***How do should I sign-in?***

Choose “Minuteman Library Patron” as your library, and login your library card number and password / PIN. You can also use your Minuteman username.

Compatible with smartphones, tablets Chromebooks, & devices running:

- Android 5.0 or higher
- iOS 9 or higher
- Windows 10

The Libby App is not yet available in the Amazon store. For Kindle Fire, download via the Google Play Store in the Silk browser (not officially supported)

Find help at [help.libbyapp.com](http://help.libbyapp.com) or in the app under  the menu icon.



### **Questions?**

Contact your local Minuteman library staff with any questions or concerns.

<http://www.minilib.net/libraries>

Borrow eBooks  
and Audiobooks  
with

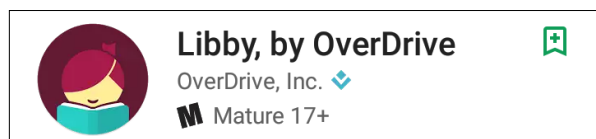
**Libby App**  
By OverDrive



Available on desktop browsers at:  
[www.libbyapp.com](http://www.libbyapp.com)

## 1. Get Libby

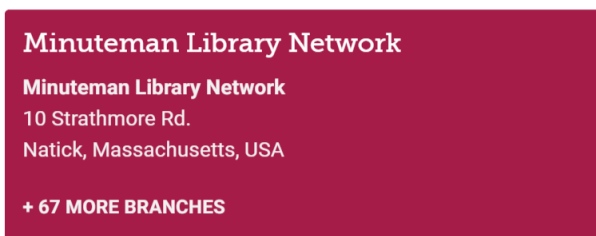
- Find and download the **Libby App** in your device's app store.



- Search for and select **Minuteman Library Network** as your library.



MATCHING LIBRARIES



- “Enter Library Account Details” (your library card number / username and password / PIN) and you're good to go!



Let's add a library card for  
**Minuteman Library Network.**



[Enter Library Account Details](#)

[I'm Visiting From Another Library](#)

## 2. Explore



### Search

- Find books by searching by title, author or keyword.
- Tap  next to library name filter search
- Tap  on a book cover to learn more, and tap Borrow to check out a title. If a title is unavailable you can always Place a Hold.



### Library

- Browse library collections and lists



### Libby App Menu

- Add & manage your library cards
- View & manage notifications
- Get help using the app



### Shelf

- View all your loans, holds, and tags.
- Tap Manage Loan to renew and return loans, and to view details like due date.
- Change your Download Rules under the Actions button.



### Timeline

- View app activity and previous loans.

## 3. Tips & Tricks

- Use “Preferences” to modify your default search and display settings!

### Preferences

[Explore >](#)

- You can also search for all ebooks and audiobooks through our catalog: **find.minlib.net**
- Audiobooks are designated by a pair of earbuds on their cover.



### Explore Beyond Minuteman

- Use any Massachusetts library network! Under the Libby app menu tap “Add A Library,” search for a partner network, and add them as library.
- To borrow an item, select “I’m Visiting From Another Library,” then “Minuteman Patrons”, and sign in with your library card number & password.
- MA Partner Library Networks:
  - ◇ Boston Public Library
  - ◇ CLAMS
  - ◇ CW MARS
  - ◇ Merrimack Valley Library Consortium
  - ◇ NOBLE
  - ◇ Old Colony Library Network
  - ◇ SAILS
- Tip:** Tap on the library icon next to a title to view its availability at all saved networks. You can borrow & place holds from that list!